

## AREAS OF DISTURBANCE

+

## AREAS AFFECTED BY LAND DISTURBING ACTIVITIES

+

## AREAS WITH CONSTRUCTION SUPPORT ACTIVITIES

## TOTAL DISTURBED AREA

**Areas of Disturbance** means any and all portions of the project site affected by Land Disturbing Activities, and refers to soils that have been turned, penetrated or moved

**Land Disturbing Activities** include, but are not limited to:

- Excavation, grading, grubbing or clearing by uprooting vegetation
- Demolition (with or without touching the foundation or slab)
- Resurfacing of pavement with exposure of the base course
- Exposure of bare soil or ground surface

**Construction Support Activities** include, but are not limited to:

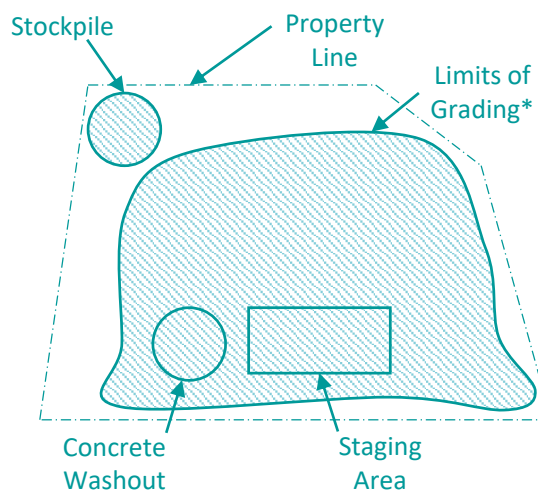
- Construction roads, staging areas, baseyards, material and equipment storage areas, fueling areas, headquarters, field offices or parking areas
- Concrete or asphalt batch plants, concrete truck washouts, rock crushing plants or borrow areas
- Heavy pedestrian or vehicular traffic that disrupts ground covers or surface soil conditions

**Does not include:**

- Grass or weed cutting, bush or tree trimming or felling that leaves soil or ground intact
- Clearing, grading and/or excavation that is performed for the sole purpose of growing crops
- Areas blocked off for safety purposes only

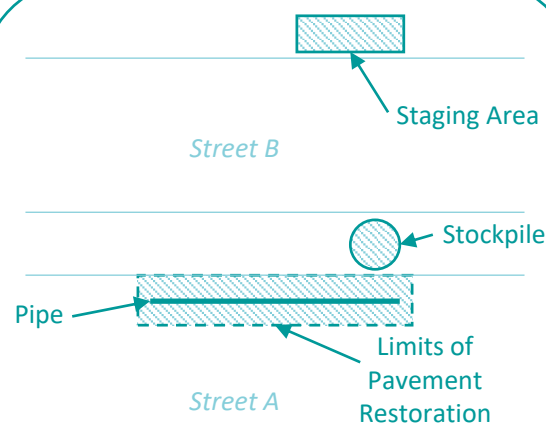
### Situation-Specific Examples:

- During trenching, the disturbance area will include the width of the trench, plus the width of trenching equipment or trailing truck working alongside it.
- Areas occupied by sidecast would be included in the land disturbance calculation.
- If the contractor parks equipment on the roadway, along the curb, or on a paved surface, these areas are included in the disturbed area quantity only if these areas are blocked off from public usage.
- If the contractor parks equipment on grassed areas or bare ground, include that area in the disturbed area quantity.

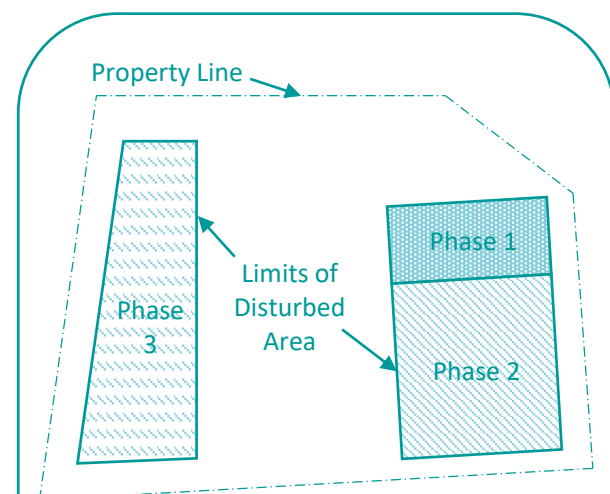


e.g. **Total Disturbed Area = Area of Grading\* + Area of Stockpile**

*\*Concrete Washout and Staging Area are within the Limits of Grading, and do not need to be included as separate areas*



e.g. **Total Disturbed Area = Staging Area + Area of Stockpile + Area of Limits of Pavement Restoration**



e.g. **Total Disturbed Area = Area of Phase 1 + Phase 2 + Phase 3**