



# CONSTRUCTION: DEWATERING EFFLUENT ASSESSMENT

**WHAT** The following questions assess the quality of the water that is discharged from the dewatering system.

**WHEN** Use this assessment regularly (daily) while the dewatering system is in operation.

**WHY** You can prevent non-compliances/violations of NPDES Construction Dewatering permits while protecting the City's MS4 and State waters.



## COMMON SENSE TEST

This test determines if the dewatering effluent has non-visible pollutants:

- a) Is there any reason to suspect that the water may be polluted?  YES  NO
- b) Is the dewatering system being operated and maintained as authorized in the Dewatering Plan?  YES  NO
- c) Before being discharged, has the water come in contact with pollutants, i.e. from construction activities or construction materials?  YES  NO



## SIGHT TEST

This test determines if the dewatering effluent has visible pollutants:

- a) Does the water have an abnormal visual feature?  YES  NO
- b) If yes, circle the appropriate visual feature:

<input type="checkbox"/> Oily sheen	<input type="checkbox"/> Foam/bubbles	<input type="checkbox"/> Murky/turbid	<input type="checkbox"/> Scum/other
-------------------------------------	---------------------------------------	---------------------------------------	-------------------------------------



## SMELL TEST

Does the dewatering effluent have an odor?  YES  NO

If you answered **YES** to any of the above questions, explain:

If you answered **YES** to any of the above questions in the assessment, the water likely contains pollutants:


**ADDRESS DEWATERING ACTIVITIES IMMEDIATELY**



# CONSTRUCTION: ORAL REPORT GUIDE FOR NPDES PERMIT NON-COMPLIANCE(S)




**Within 24 hours of becoming aware of a non-compliance** to NPDES permit,  
You are required to take the following actions:

- 1** IMMEDIATELY FIX your non-compliance(s).
- 2** IMMEDIATELY CALL the DOH-CWB Enforcement Section Tel: **808-586-4309**  to report the non-compliance(s).
- 3** NOTIFY DOH OF ALL NON-COMPLIANCE(S) with your NPDES permit or NGPC.

Note: Non-compliances are grounds for termination of NPDES permits or NGPCs

## ORAL REPORT SCRIPT:

Check the applicable boxes in the script and use to report non-compliance(s) to  
DOH-CWB Enforcement Section Tel: **808-586-4309** 

Outside of regular office hours, call Hawaii State Hospital Operator at 808-247-2191

1. Record the name of the DOH representative: \_\_\_\_\_
2. Record date and time of call: \_\_\_\_\_
3. I am (Name + Organization + Job Title), and \_\_\_\_\_
4. I am calling to notify DOH of non-compliance(s) to NPDES permit # \_\_\_\_\_
5. Non-compliance(s) include
  - Exceedances in Effluent Limitations
  - Unanticipated bypass or upset
  - Failure to submit Discharge Monitoring Reports (DMRs)
  - Failure to report Quantity of Discharge
  - Failure to submit Laboratory Results including Quality Assurance/Quality Control (QA/QC)
  - Failure to report previous non-compliance
  - Other (specify): \_\_\_\_\_
6. The following actions have been taken to fix the non-compliance(s):
  - The proposed mitigation measures were implemented
  - The treatment system was improved to meet effluent limitations
  - The unanticipated bypass or upset was stopped
  - The required late submittals will be or have been sent to DOH:
    - i. DMRs
    - ii. Quantity of Discharge
    - iii. Laboratory Results including QA/QC
  - Other (specify): \_\_\_\_\_
7. Comment/Questions: \_\_\_\_\_



# CONSTRUCTION: WRITTEN INCIDENT REPORT FORM FOR NPDES PERMIT NON-COMPLIANCE(S)



This report is due within 5 days of submitting an Oral Report to DOH

Page 1 of 2

Project Title: \_\_\_\_\_

Permit #: \_\_\_\_\_

Permit Type (Check One):  Individual  NGPC

## 1. Non-compliance:

- Exceedances in Effluent Limitations
- Unanticipated bypass or upset
- Failure to submit Discharge Monitoring Reports (DMRs)
- Failure to report Quantity of Discharge
- Failure to submit Laboratory Results including Quality Assurance/Quality Control (QA/QC)
- Failure to report Non-compliance
- Other (explain): \_\_\_\_\_

Describe the non-compliance(s):



# CONSTRUCTION: WRITTEN INCIDENT REPORT FORM FOR NPDES PERMIT NON-COMPLIANCE(S)



This report is due within 5 days of submitting an Oral Report to DOH

Page 2 of 2

2. Actions taken to fix the non-compliance:

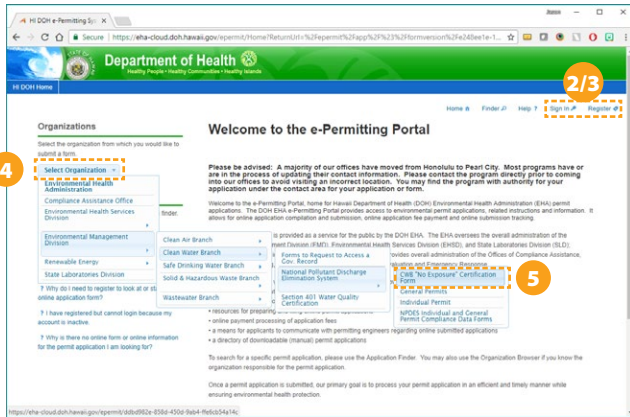
- Treatment system upgraded to meet effluent limitations
- Stopped unanticipated bypass or upset
- Late submittals:
  - DMRs late
  - Submitted Quantity of Discharge late
  - Submit Laboratory Results including QA/QC
- Other (explain): \_\_\_\_\_

Describe the actions taken to fix the non-compliance(s):

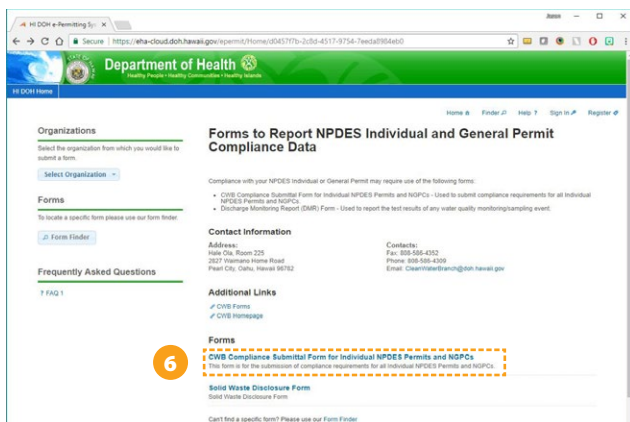


# CONSTRUCTION: GUIDE FOR SUBMITTING NOTIFICATIONS OF NON-COMPLIANCES TO DOH-CWB

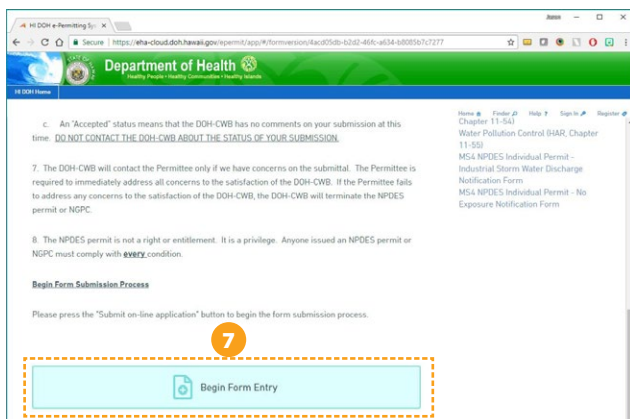
1. Visit the website for DOH e-Permitting Portal: <https://goo.gl/kmu3ou>
2. Register an account, click Register in upper right corner of the screen. Complete the application.
3. If you have already registered an account, then click Sign In in the upper right corner of the screen and sign in.



4. Scroll over the Select Organization drop down tab on the upper left corner of screen.
5. Move cursor over Environmental Management Division, then Clean Water Branch, then National Pollutant Discharge Permit, and then click on CWB “No Exposure” Certification Form: <https://goo.gl/kGjQMt>
  - a. Note: you can also click on Form Finder tab in the upper left corner of the screen. On the Form Search page, type “CWB Compliance Submittal Form for Individual NPDES Permits and NGPCs” in the search bar. Click on the first search result, which should exactly match the phrase in the search bar.



6. On the following page, find and click the “CWB Compliance Submittal Form for Individual NPDES Permits and NGPCs” link under the “Forms” header.
7. On the following page, Scroll down to the bottom of the page, click on Begin Form Entry.
8. Continue to section 1. Permit or File Number. Fill in the assigned Individual NPDES Permit Number or the NGPC File Number. In the blank box, enter “Notification of Non-Compliance”.
9. Continue to section 3. Notification of Non-Compliance and complete the form:
  - a. Describe the non-compliances,
  - b. Describe the actions taken to fix the non-compliance, and
  - c. Attach the Written Incident Report (see Non-Compliance Written Incident Report Form for NPDES Permits)



10. Continue to Review and Certify and Submit. Review the Notification of Non-Compliance.
11. Download the Certification Form and complete and upload the form.
12. Click on Submit Form to finalize the submission of the Notification of Non-Compliance.